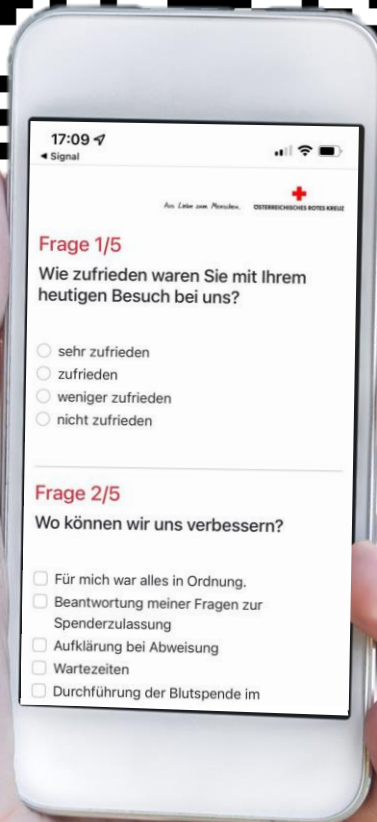


Feedback quick an with low cost

One QR-Code = one survey = use as often as you like
You pay per survey per month – adjust monthly



QWV QR-Feedback


Pay by use on monthly base

Analytics



QWW QR-Feedback – simple as 1-2-3

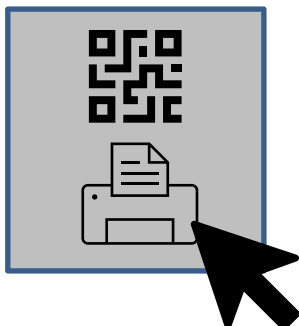
1 Design your **survey** with the Qmetrix survey designer



With the question designer, design your survey from predefined question types. You only have to formulate questions and answers, the designer does the rest, for example:

- Start with smiley red/yellow/green question
- Detail with selection fields - several answers possible
- Free field for extra comments
- Query of email GDPR compliant
- Telephone number query GDPR compliant
- Any number of questions with/without consecutive numbering
- Your logo can be uploaded and integrated

2 Print your unique QR-Code of your **survey**



Load the QR code as an image and


- create stickers or
- print the code on your documents

You can use the QR code as often as you like e.g. on every page of the menu or in every room

All answers for a unique QR code come together in one evaluation

If you want to distinguish between e.g. restaurant and shop, you need 2 (same or different) surveys.

3 Assess the results of your **survey** at any time



Retrieve your survey results from the Qmetrix server. You get the frequencies of the answers

- as absolute numbers and
- as percentages for each question.
- In addition, you can freely select the observation period via the time selector